

SITE FEATURES Hill Slide Double 3' w/ Retaining Wall

NAT-000110



No playground is truly complete without this quintessential playground piece. Available in both single and double slide options, Active Playground's hill slide is the perfect addition to any space. Custom-built for each site to meet CSA standards, the hill slide comes with your choice of standard stairs, log steps, or even a hill climber for extra adventure. With a roof option available, this statement piece is sure to be a favorite.



Motor Skills

- Upper Body Strength
- Lower Body Strength
- Core Strength
- Balance
- Coordination



Cognitive

- Exploration
- Risk



Social/Emotional

- Parallel, Joint or Cooperative Play
- Turn-Taking



Communication

- Role Playing



Sensory Processing

- Tactile
- Visual
- Vestibular

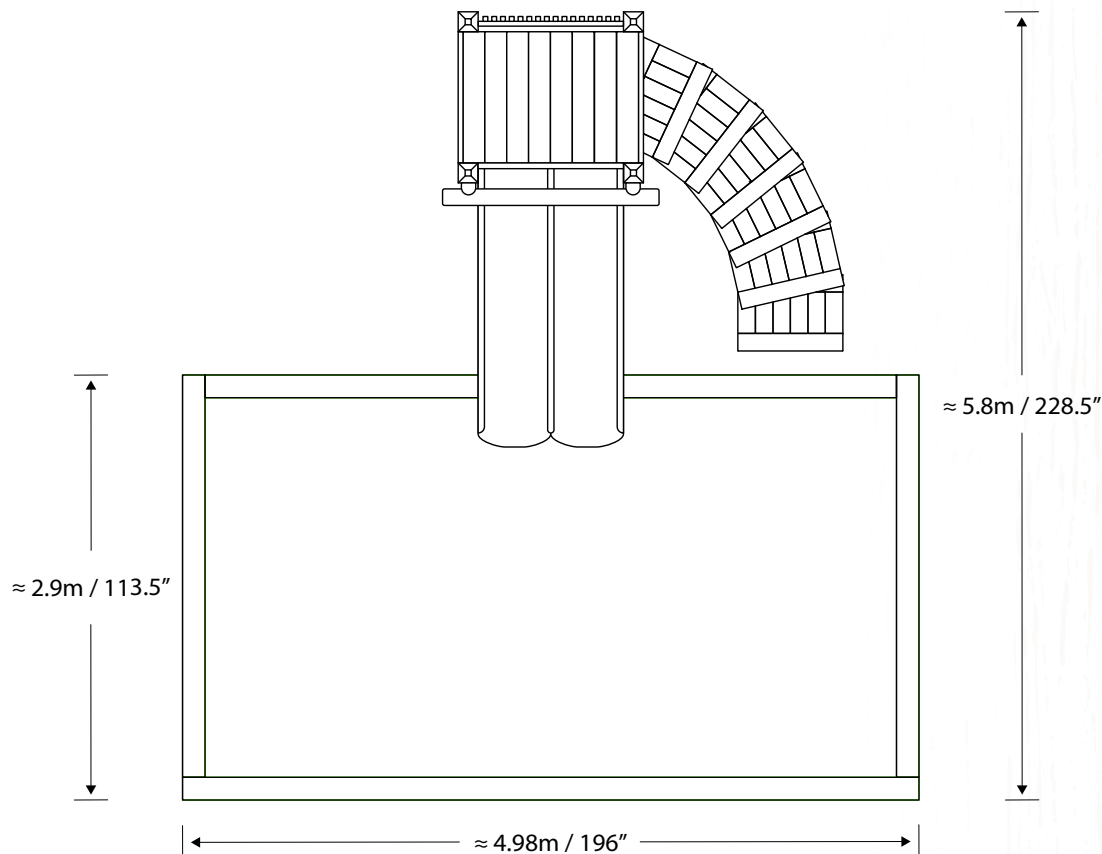


- Hill Slides are custom built for each site, this sizing is only a rough estimate. Please call one of our sales representatives today for your custom design.



SITE FEATURES

Hill Slide Double 3' w/ Retaining Wall

NAT-000110



Target Age
18 months to 5 years



Use Area
• Varies



Installation Type
• Difficult



Estimated Weight
• N/A



Safety Surfacing
• Required



Dimensions
• Built to Site
• ≈ 4.98m x 5.8m
• ≈ 196" x 228.5"



Materials
• Pressure Treated Lumber
• Modified Lumber
• Plastic Slide

Please contact APE for a site plan for your playground to ensure CSA compliance and spacing requirements.

Active Playground Equipment reserves the right to redesign, change or discontinue products without written notice. Products in our printed literature and detailed in our quotations may differ from what is available at the time an order is placed. Please check with your Active Playground representative to confirm that the product you will receive is what you are expecting.

