


IMAGINATIVE PLAY Log Water Drop

NAT-000052



The log water drop adds extra excitement to any playground. Demonstrate water flow, gravity, and currents with this easy to move unit. Constructed at three different heights, multiple configurations are possible with configurations to suit any site. Water blocks are included in each trough to demonstrate water stoppage and damming, and as a result, learning opportunities are overflowing. Problem-solving, focus, attention, and comprehension are all on full display while children discover the joy of flowing water and all it has to offer.



Motor Skills

- Balance
- Coordination
- Motor Planning
- Crossing the Midline
- Hand-Eye Coordination



Cognitive

- Problem Solving (Logic & Reasoning)
- Focus
- Attention
- Comprehension



Social/Emotional

- Parallel, Joint or Cooperative Play
- Turn-Taking
- Sharing
- Self-Regulation (Self-Control)



Communication

- Non-Verbal Communication (Gestures)
- Expressive and Receptive Language



Sensory Processing

- Tactile
- Visual
- Proprioceptive

- 3 different heights
- Easy to move
- Multiple configurations available
- Water blocks included



IMAGINATIVE PLAY Log Water Drop

NAT-000052



Target Age
18 months to 5 years



Use Area
• Varies



Installation Type
• Easy



Estimated Weight
• 45 lb



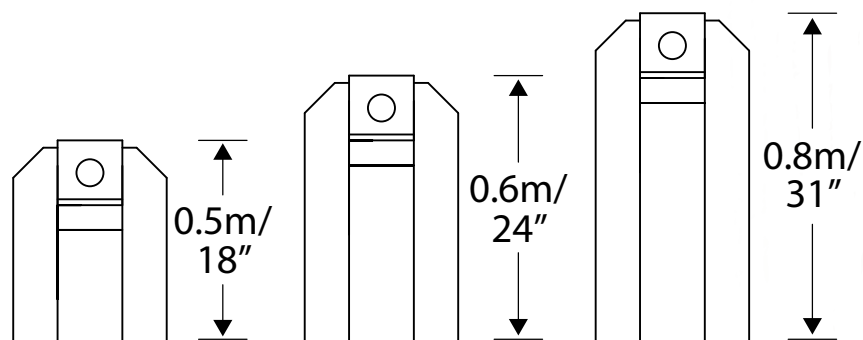
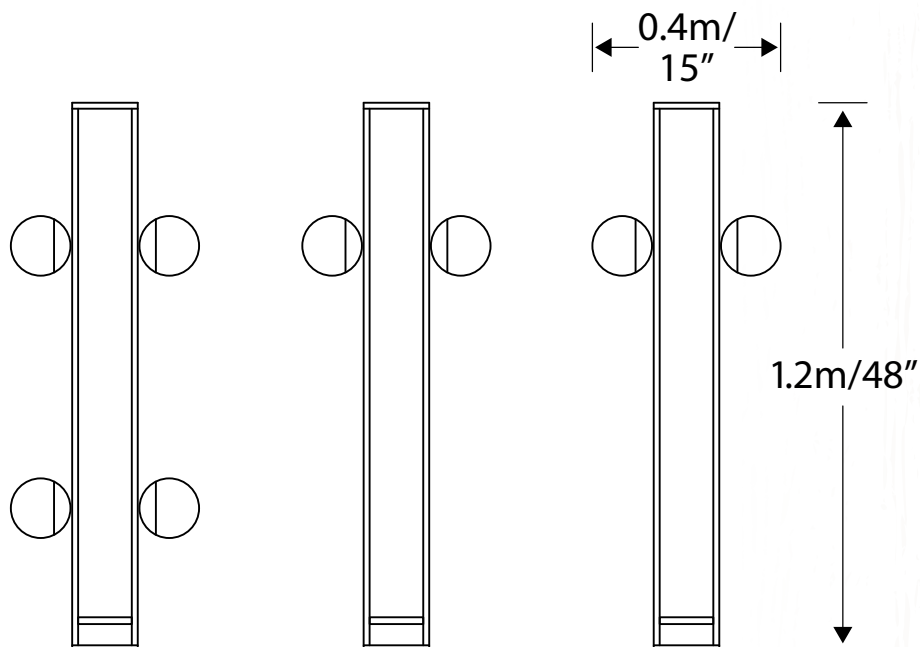

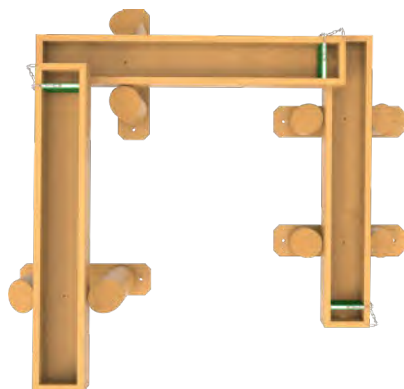
Safety Surfacing
• Not Required



Dimensions
• 0.4m x 1.2m x 0.8m
• 15" x 48" x 31"



Materials
• Pressure Treated Lumber
• Raw Lumber
• Cedar



Please contact APE for a site plan for your playground to ensure CSA compliance and spacing requirements.

Active Playground Equipment reserves the right to redesign, change or discontinue products without written notice. Products in our printed literature and detailed in our quotations may differ from what is available at the time an order is placed. Please check with your Active Playground representative to confirm that the product you will receive is what you are expecting.

