

NATURAL PLAY TABLES Sensory Table Deluxe

NAT-000022



- Trays easily remove for cleaning and storage
- Provides 360-degrees of play
- Available in 18" and 22" heights
- Replacement trays available
- Heavy-duty, restaurant grade trays

Available in infant and toddler height, complete with two or three sinks, the sensory table offers a perfect space to experiment with water and other playground materials. With easily removeable trays for cleaning and storage, your little scientists are free to complete messy scientific investigations. Expressive and receptive language and non-verbal communication flourish as your little Einstein's work together on their latest and greatest scientific breakthroughs.



Motor Skills

- Balance
- Coordination
- Motor Planning
- Crossing the Midline
- Hand-Eye Coordination
- Hand Arches
- Pincer Grasp



Cognitive

- Problem Solving (Logic & Reasoning)
- Focus
- Attention
- Comprehension



Social/Emotional

- Parallel or Cooperative Play
- Sharing
- Turn-Taking



Communication

- Expressive and Receptive Language
- Non-Verbal Communication (Gestures)



Sensory Processing

- Tactile
- Visual



NATURAL PLAY TABLES

Sensory Table Deluxe

NAT-000022



Target Age
• 18 months to 5 years



Use Area
• 6.87 m² / 74 ft²



Installation Type
• Easy



Estimated Weight
• 70 lb




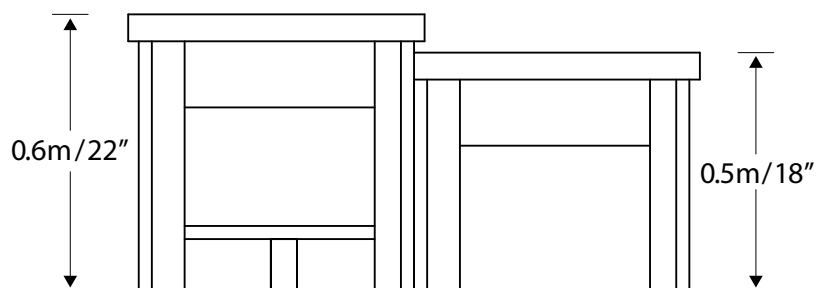
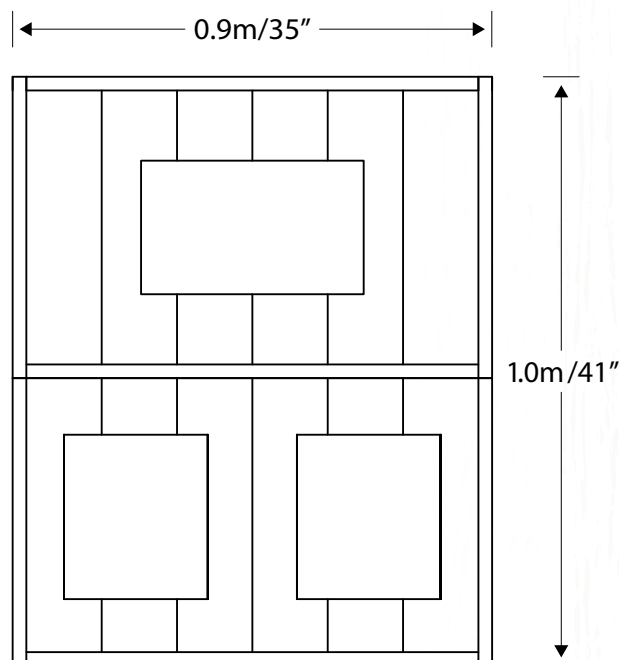
Safety Surfacing
• Not Required



Dimensions
• ≈ 0.9m x 0.6m x 0.6m
• ≈ 35" x 41" x 22"



Materials
• Pressure Treated Lumber
• Cedar
• Stainless Steel Trays



Please contact APE for a site plan for your playground to ensure CSA compliance and spacing requirements.

Active Playground Equipment reserves the right to redesign, change or discontinue products without written notice. Products in our printed literature and detailed in our quotations may differ from what is available at the time an order is placed. Please check with your Active Playground representative to confirm that the product you will receive is what you are expecting.

